

Plastic

Please put it in a transparent or semi-transparent bag that allows you to see the contents. (There are no designated bags for this garbage, but you can use traditional designated bags.) Remove food and dirt, drain the water before dispose. If the dirt does not come off, dispose as burnable garbage.


Plastic products

daily necessities




Butts, plastic hangers, clothespins, laundry baskets, combs, toothbrushes, basins, watering cans, shopping baskets, etc.

kitchen utensils



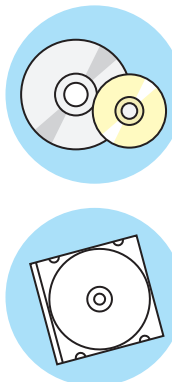
Lightweight cups, straws, plastic plates, plastic cutlery, plastic cups, plastic bowls, etc.

Stationary




Rulers, mechanical pencils, ballpoint pens, clear files, underlays, plastic clips, etc.

CD,DVD



CD,DVD,MD,Case

Toys (except for rubber, battery and electric ones)



Plastic toys such as blocks, etc.



Please put it in a transparent or translucent bag that allows you to see the contents.

Plastic containers and packing materials

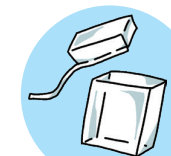
Plastic bag



Bags for vegetables, soba noodles, bread, frozen foods, instant foods, etc.



Bags containing products (plastic shopping bags), etc.



Thin outside film of tobacco and snacks, etc

Lids, Caps



Plastic lids for PET bottles, empty bottles, etc.

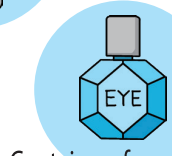
Bottle



Containers for sauces, soup, dressings, lactic acid drinks, etc.



Containers for detergent, shampoo, conditioner, cosmetic, etc



Containers for vitamin pill, mouthwash, eye drop, etc.

Cups, packs

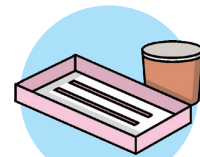


Cup noodles, puddings, instant foods, convenience store lunch boxes, etc.



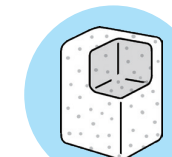
Egg boxes, Containers for jellies, etc

Trays




Trays for daily dish, Japanese sweets, meat, fish (white and colored)

Cushioning materials

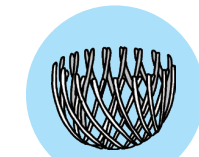


Styrofoam used to protect consumer electronics etc.

Net



Nets for onions, oranges, etc.



Styrofoam nets for apples, peaches, etc

Other garbage

Non-burnable garbage



Ceramics



Glass



Metals

(Metal toys etc. should be taken off batteries.)



Put it in a yellow container without putting in a bag.
Wrap broken tableware and knives in paper, etc.
Do not dispose fluorescent tubes and batteries in non-burnable garbage.
Put it out in a designated place.
Plastic products are not non-burnable garbage. Please put it out on the plastic collection day.

Oversize garbage



You can put it out outside your area.
Dispose of items between 8 and 11:30 a.m. on the designated collection day.
We cannot accept bulk garbage from outside of Agui town or one from not households.
Large items such as furniture and bicycles are subjected. (except for "garbage that is not collected")
If you want to dispose of garbage other than the collection day, please bring it directly to the Tobu Chita Clean Center.

Let's reduce waste by utilizing the Bulk Garbage Reuse system.

For those who carry in directly to the Tobu Chita Clean Center

If you want to dispose of bulk garbage on non-collection days or if you want to dispose of one-time large amounts of garbage, you can bring it directly to the Tobu Chita Clean Center.

Location : 41 Yoshino, Morioka, Higashiura Town
TEL : 0562-46-8855

Reception Hours: Monday to Saturday 8:30 a.m. to 4:30 p.m. (Excluding 12:00-13:00)

If you are unable to transport the items yourself, a company licensed by the town **can collect them separately for a fee.** Please contact the Construction Environment Division.

Per 10kg ¥200

Used small home appliances

Reception Hours :

Third Saturday of each month (the 1st Saturday only in November)
9:00 a.m. to 11:30 p.m.

Location : Oasis Center Parking Lot

Home appliances (including personal computers) other than the four types of household electric appliances are subjected.
Items that are mostly made of plastic, cloth, wood, etc. should be disposed of in non-burnable or bulk garbage.
Batteries, dry cell batteries, fluorescent tubes, and light bulbs cannot be collected.



Collection free of charge using a courier service
(Including used small household appliances)

ReNet Japan Recycle Co., Ltd.

<https://www.renet.jp/>

Please check the website for details.



Garbage not collected

Business-related garbage

For self-employed, separate household garbage from business garbage.

Items difficult to process

Tires, fire extinguishers, heat-resistant safes, automotive parts, etc.



One-time large amounts of garbage

Large amounts of Garbage produced at moving, etc. Bring it directly to the Tobu Chita Clean Center.

four types of household electric appliances

Televisions, Refrigerators and freezers, Air conditioners, Clothes washers and dryers.

Ask a retail outlet or collection company to pick it up. "recycling fee" and "collection and transportation fee" are required.
For details, please contact a retail outlet or licensed business operator.
You can check the "recycling fee" on the website of [Association for Electric Home Appliances.](#)



Collection location for used fluorescent tubes and batteries

● Please do not put out for collection with non-burnable garbage.

Collection boxes are always available

Used fluorescent lamp

- Please place in a collection box (light blue).
- You can dispose it in a protective cover.
- Please do not put out for collection with non-burnable garbage.
- Light bulbs and LEDs should be disposed in non-burnable garbage.

Miyazu Community Center, Miyazu Yamada Assembly Hall, Fukusumi Senior Rest Home, Takanedai Assembly Hall, Shirasawa Community Hall, Kusagi Community Hall, Library, Oasis Center, Esperance Maruyama (Labor Welfare Center), Ue Community Hall, Yokomatsu Community Hall, Meitsu Tatsumigaoka, Agui Public Housing Assembly Hall, Hagi Senior Rest Home and Hinata-no-oka Assembly Hall

Used dry-cell batteries

- Please place in a collection box (yellow).
- Please do not put out for collection with non-burnable garbage.
- As for used compact rechargeable batteries (such as nickel-metal hydride batteries, lithium-ion secondary batteries, and nickel-cadmium batteries) and button cells, please bring them to general electronic shops where you purchased them, a shop that cooperates in recycling, or the like.
- As for used coin-cell batteries, please insulate them and then place them in the collection boxes.

Nursery school (Eibi, Miyazu, Kusagi, Shiroyama, Toubu), Hokubu kindergarten, Elementary school (Kusagi, Eibi, Nanbu, Toubu), Agui junior high school, Agui high school, Aichi Chita Agricultural Cooperatives (Agui, Agui Higashi) branches, Agris Fureai Center Uedai, Post Office (Agui, Miyazu, Sakabe), Chita Shinkin Bank (Agui and Higashigaoka) branches, Library, Chuo public hall, Town Hall, Oasis Center, FUREAI NO MORI, Esperance Maruyama (Labor Welfare Center), Miyazu Yamada Assembly Hall, Unoyama Children's Center, Meitsu Tatsumigaoka, Fukusumi Seniors Rest Home, Fukusumientakadai Assembly Hall, Agui Estate Assembly Hall, Shirasawa Community Hall, Takanedai Assembly Hall, Community Center (Yokomatsu, Miyazu, Itayama, Kusagi, Ue) and Hinata-no-oka Assembly Hall

Burnable garbage

Amount of designated bag
(Garbage disposal fee)
Large 45l ¥500
Medium 30l ¥300
Small 20l ¥200
Each contains 10 sheets



Kitchen garbage




Papers



Rubber and leather



Bedding



Wood and branch

- Be sure to put it in the town-designated burnable garbage bag and put it out by 8:00 am on the collection day.
- Each bedding should be wrapped with one designated burnable garbage bag (large) and tied up before putting it out.
- Do not put disposable diapers in a designated burnable garbage bag. Instead, remove dirt, put them in a transparent or translucent bag where the contents can be seen, and write "KAMIOMUTSU (Paper diapers)" on the bag before disposal.
- Kitchen scraps should be composted or drained well before disposal. There are subsidies for the purchase of kitchen scrap disposals.

Collect mown grass and pruned branches as resources

Data and time: The 2nd and 4th Sundays from April to November (1st and 4th Sundays only for October), 4th Sundays from December to March (2nd Sundays only for January)
8:30am~noon

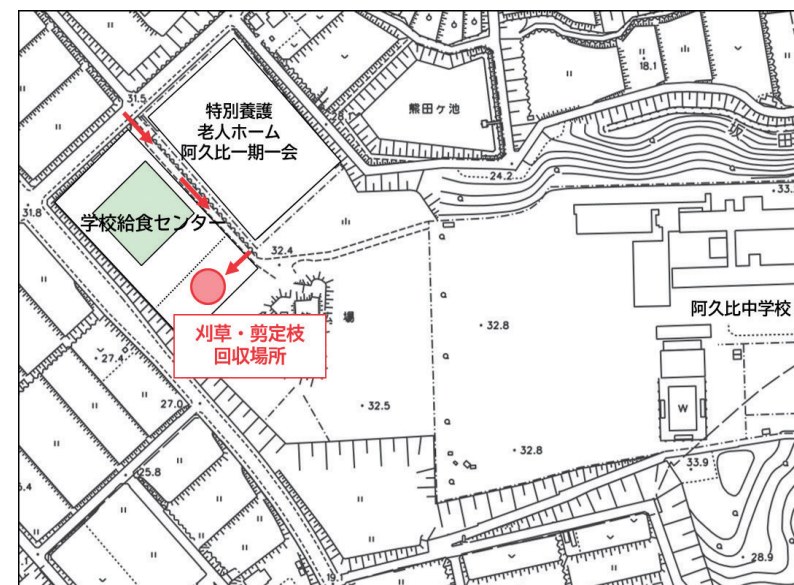
Location: Staff parking area of the school lunch center (196-1 Sakuragaoka, Usaka, Agui Town)

Acceptance items: Mown grass and pruned branches by cleanup activities in households and districts

How to carry in: Bring it within 60 cm in length and 5 cm in thickness. Remove bags and strings.

[Excluded items]
Garbage from business activities, vegetable waste, flowers, poisonous plants, invasive alien species, etc.

It will be very crowded, so please arrive with plenty of time to spare. If you are an individual bringing in a large amount on multiple occasions, we may ask for your name and address to confirm that you are not a corporation or business person. We appreciate your cooperation.




Recyclable garbage

Do not dispose paper and cloth on rainy or snowy days.
Dispose them in the morning of the day.

Papers

Separate items from ① to ⑤ and tie them with a string before disposal.
⑤ Put small items such as toilet paper roll tube in a paper bag.

① Newspapers, flyers



② Magazines

(books, weekly magazines, etc.)



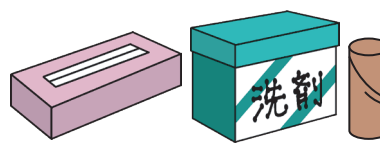
③ Cardboard



④ Paper milk cartons

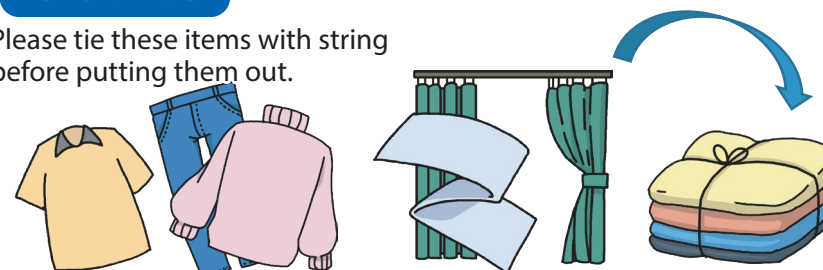


⑤ Pasteboard



Clothes

Please tie these items with string before putting them out.



Summer clothing, yukata, jeans, towels, curtains, etc.

Aluminum/Steel



Juice and beer cans, pots, cans of canned food, etc.

Spray cans

Be sure to use up the contents, **do not puncture them**, and put them out in their designated places.



Gas canisters for home Cassette, etc.

Plastic PET bottles



Bottles of drinking water, soy sauce, mirin, etc.

Returnable bottles



Beer bottles, 1sho bottles

Other bottles



Juice bottles, scratched empty bottles, etc.



Medicine and cosmetic bottles should be non-burnable garbage

Put it in a blue container by type. Cans and bottles are lightly rinsed. Cans can be crushed should be crushed before dispose. Remove lids, caps and labels, and dispose separately. (Metal lids are non-burnable garbage, plastic lids and labels are plastic)